

VPM's R. Z. Shah College of Arts, Science & Commerce.
Mithagar Road, Mulund(E), Mumbai – 400081

ATKT Exam Notice

Date: 14-4-2021

- ATKT exam forms for Semester I, II, III and IV to be conducted in April- May-2021 can be filled by students online by following the steps given below in this notice.
- Students having ATKT in respective semester should pay the fees as per the fee chart shown.
- Use the Online fee payment link only.
- Separate fee payment has to be done for each semester. Preserve the screenshot or PDF file of payment receipt.
- Separate form has to be filled for each semester.
- Carefully enter your details in exam form and join the Whatsapp group of ATKT of your class, link for which is given below.
- In case of any issue contact Mrs. Aparna S: **9664201812**. (between 10 am to 4 pm)

Exam Fee Details

(Students are required to count their numbers of ATKT for each semester and make payment accordingly.)

| Sr. No | Number of ATKT per semester | Exam fee to be paid between (15/04/21 to 21/4/21) |
|-------------------|------------------------------------|---|
| 1. | One subject | Rs. 312/- |
| 2. | Two subjects | Rs. 543/- |
| 3. | More than two subjects | Rs. 1122/- |

Mrs.Barkha Shamnani
Convenor, Exam Committee

Mrs. Kavita Sharma
I/C Principal

Link for ATKT Whatsapp groups

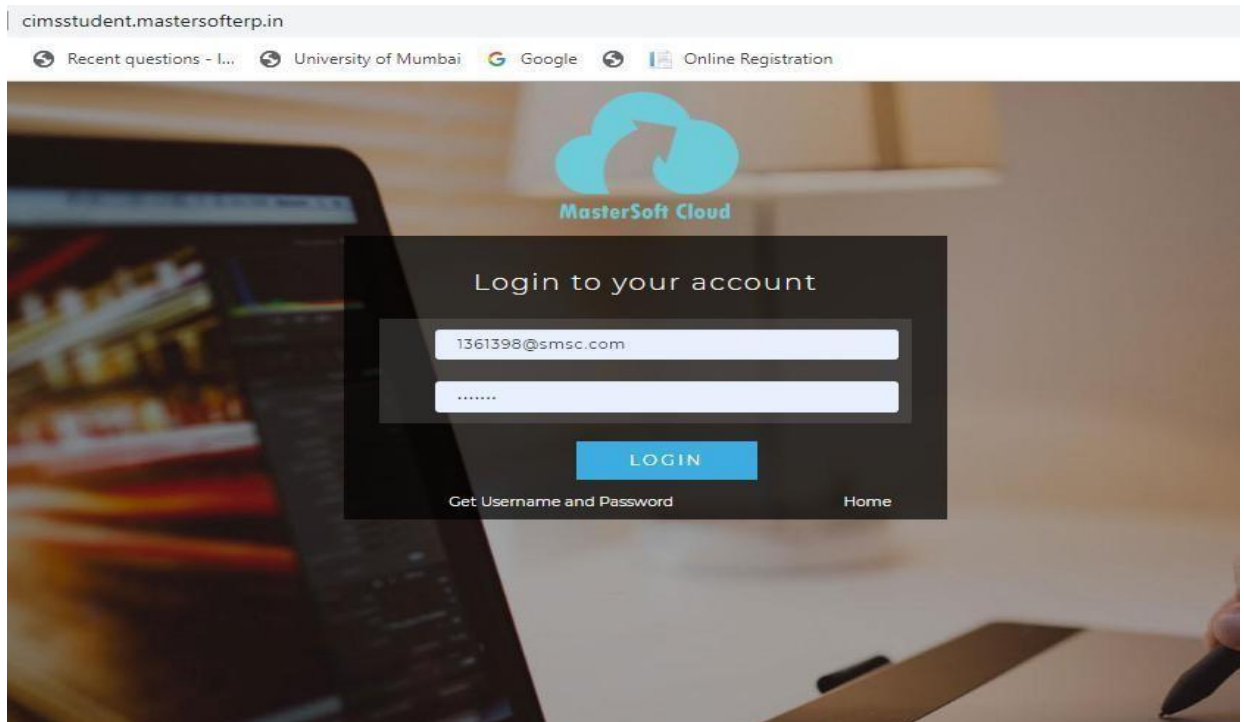
(Join as per your class after you fill the exam form)

| Class | Link |
|------------------------|--|
| BCom | <u>https://chat.whatsapp.com/GTEUnSjakzuLjmUpuhz0I0</u> |
| BA | <u>https://chat.whatsapp.com/UoDIzun2nS7cJI8yyPGAX</u> |
| BSc (Gen Sci) | <u>https://chat.whatsapp.com/DYiYrVBkCdzIviaOGAUiHC</u> |
| BMS | <u>https://chat.whatsapp.com/H9GOJm3kpbAG0WLGE1OluU</u> |
| BAF | <u>https://chat.whatsapp.com/BSfHI6MuYlrJeyetJWUtd6</u> |
| BSc (I T) | <u>https://chat.whatsapp.com/E9BR7kK8F7uJS1gSHMoU6H</u> |
| BSc (Comp Sci) | <u>https://chat.whatsapp.com/BpgqExK1zoo1vetOBIWy1r</u> |
| BMM | <u>https://chat.whatsapp.com/EdtCqsDhUqc3EjJLEDElds</u> |
| BBi | <u>https://chat.whatsapp.com/IsTzNDLticzCtVRVUq5A57</u> |

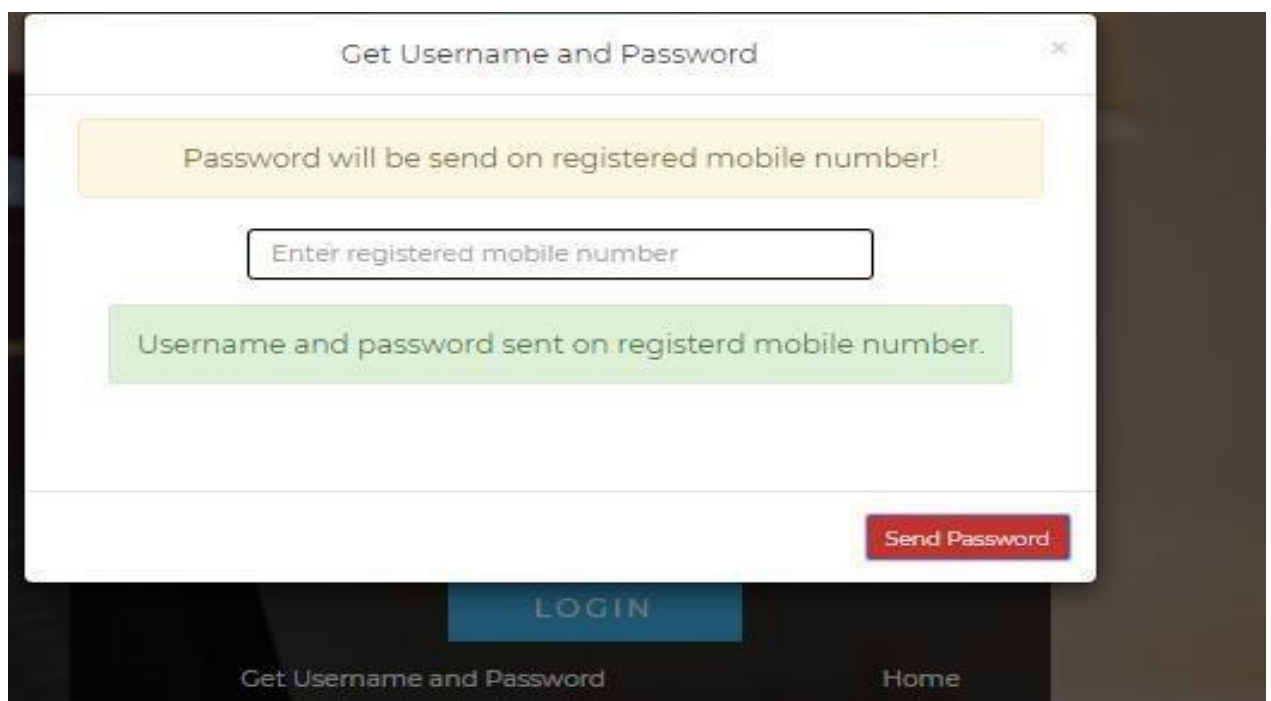
Steps to fill the April ATKT form online is given on next page.

Guidelines for ATKT Online Application.

Step 1: Please go to <http://cimsstudent.mastersofterp.in/>



Step 2: Please click on **Get username and password** and enter your registered mobile number and if mobile no is not registered than contact admin office. You will get an SMS stating your username and password.



Step 3: Please login with your credentials and you will see your user profile.

Session: 2020-2021

- Dashboard
- Profile
- Attendance
- ITLE / E-Learning
- Student Section
- Examination
- Fees Receipt
- Feedback
- Online Registration

Semester Wise Result

Percentage

1.0

0.5

0.0

-0.5

-1.0

No Data

Year/Semester

Semester Wise Attendance

null

Important Notice

- Fees Reminder -No balance fees!
- TEST TEST
- Event Notification 'All about Banking Exams' has begun ! Join NOW!
Joining Link : Join Zoom Meeting <https://us02web.zoom.us/j/7842525735?pwd=NGGrL1JVRXUyM3VmbTVaZ1E1c3IzQT09> Meeting ID: 784 252 5735
Passcode: mastersoft Certificates will be shared in 7 days, please fill in the feedback link shared during the session for the same. Regards, Team MasterSoft.
- test test

Step 4: Go to Examination Section in the Menu and go to apply for exam subject

Apply For Exam Subject

Course * FYBCOM SEM 1

Exam Session * ATKT DEC 2020

Apply For Subject Pay Now Cancel

Subject List

| | SUBJECT NAME | SUBJECT TYPE | SUBJECT PATTERN |
|--------------------------|--|--------------|-----------------|
| <input type="checkbox"/> | ACCOUNTANCY AND FINANCIAL MANAGEMENT | THEORY | EXTERNAL |
| <input type="checkbox"/> | COMMERCE-I | THEORY | EXTERNAL |
| <input type="checkbox"/> | BUSINESS ECONOMICS-I | THEORY | EXTERNAL |
| <input type="checkbox"/> | ENVIROMENTAL STUDIES | THEORY | EXTERNAL |
| <input type="checkbox"/> | MATHEMATICS AND STATISTICAL TECHNIQUES | THEORY | EXTERNAL |

Applied Subject List

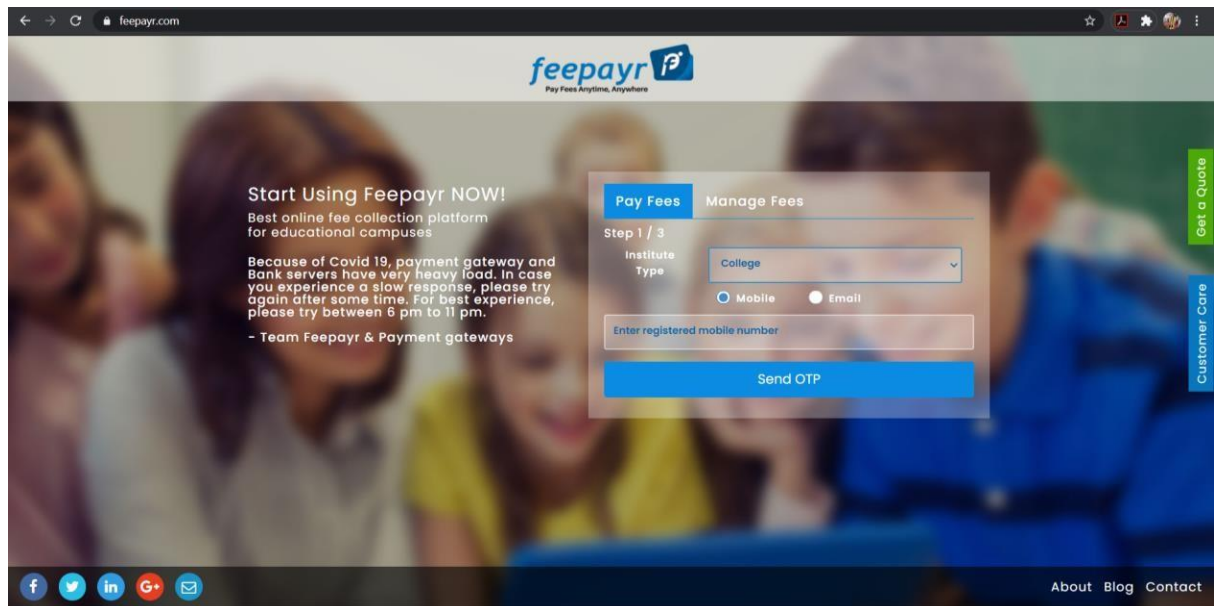
| SUBJECT NAME | SUBJECT TYPE | SUBJECT PATTERN | APPLIED DATE |
|-----------------------|--------------|-----------------|--------------|
| No records available! | | | |

Activate Windows
Go to Settings to activate Windows.

Step 5: Select Course and Exam Session. Backlog Subject for that Semester will List down and select the Subjects for which you want to apply and Click on Submit to Apply.

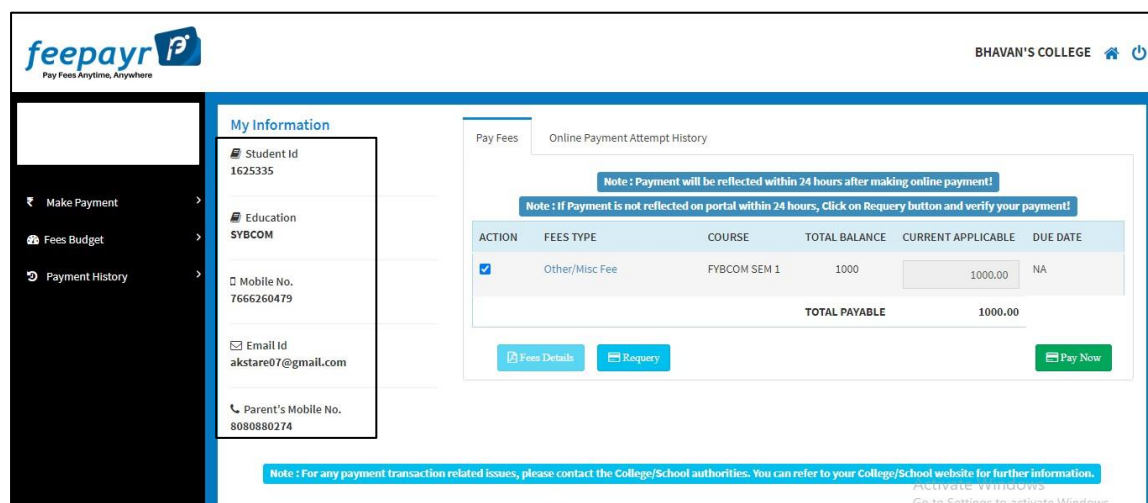
Once Applied then click on **PAY NOW** button to the necessary Payment.

Step 6: After clicking on **PAY NOW** button you will be redirected to **Feepayr.com** Select the institute type as college and enter the registered mobile number and click on send OTP.



The screenshot shows the Feepayr.com website. The main heading is "Start Using Feepayr NOW!" with a subtext "Best online fee collection platform for educational campuses". Below this, there is a note about COVID-19 and a team Feepayr & Payment gateways. A modal form titled "Pay Fees" is open, showing "Step 1 / 3". The form has a dropdown for "Institute Type" set to "College", radio buttons for "Mobile" (selected) and "Email", a text input for "Enter registered mobile number", and a "Send OTP" button. The background of the website shows a group of students.


Step 7: You will see amount which is to be paid for each semester. Click on Pay Now Tab.



The screenshot shows the Feepayr user dashboard for BHAVAN'S COLLEGE. The left sidebar has a "Make Payment" button. The main area is titled "My Information" and shows student details: Student Id 1625335, Education SYBCOM, Mobile No. 7666260479, Email Id akstare07@gmail.com, and Parent's Mobile No. 8080880274. The "Pay Fees" section shows a table of fees with columns: ACTION, FEES TYPE, COURSE, TOTAL BALANCE, CURRENT APPLICABLE, and DUE DATE. The table has one row for "Other/Misc Fee" for "FYBCOM SEM 1" with a total balance of 1000 and a current applicable amount of 1000.00. A "Pay Now" button is visible. A note at the bottom states: "Note : For any payment transaction related issues, please contact the College/School authorities. You can refer to your College/School website for further information."

| ACTION | FEES TYPE | COURSE | TOTAL BALANCE | CURRENT APPLICABLE | DUE DATE |
|-------------------------------------|----------------|--------------|---------------|--------------------|----------|
| <input checked="" type="checkbox"/> | Other/Misc Fee | FYBCOM SEM 1 | 1000 | 1000.00 | NA |
| TOTAL PAYABLE | | | | 1000.00 | |

Step 8: Finally, click on Proceed to Payment and you will be redirected to Payment Gateway portal



AAKANKSHA SHAIL ENDR

Student Id

Fees Budget

Payment History

My Information

Pay Fees

Online Payment Attempt History

| FEES TYPE | FEES |
|----------------|------|
| Other/Misc Fee | 1000 |

How much you want to pay?

1000

Balance Fees

0

Proceed to Payment

Back

Note : Please wait for 24 hours to do next payment!

Note : For any payment transaction related issues, please contact the College/School authorities. You can refer to your College/School website for further information.

Bhavans College

GO BACK

Bhavans College Order

Transaction ID: 1216414

Amount to be paid

₹1,000

Inclusive of Convenience Charge + GST

PAY INSTANTLY USING QR CODE

Scan QR code using Paytm or your preferred UPI app

paytm | UPI

For the best experience, scan the QR using the latest version of the Paytm App

Information regarding Convenience Fee will not be displayed in older versions of the app (8.6.0 or below)

Ok Got It!

QR Code

Click to enlarge

SELECT AN OPTION TO PAY

paytm

Pay easily using your saved payment methods

Mobile number registered with Paytm

Activate

Go to S

Note: -

1. You can apply for multiple semester by selecting semester in the drop down and clicking on submit and doing the payment for the same.
2. Payment needs to be done separately for all semester and every semester form needs to be submitted separately.
3. Payment for each semester will be different for as per subject count wise

THANK YOU